

## Public Consultation on School Transport, 25<sup>th</sup> March – 20<sup>th</sup> May 2011

### Report on Responses

---

Cheshire East's public consultation on proposed changes to school transport took place between 25<sup>th</sup> March and 20<sup>th</sup> May 2011. The purpose of the consultation was to establish the likely impact of the changes and consultees were asked to complete a questionnaire either online or in hard copy to give their views. In total 909 questionnaires were completed. Of these, 723 were completed online and 186 were received as paper copies, 5 of which were translated from Polish. This report sets out the responses to the questionnaire, a copy of which can be seen at **Attachment A**.

### Summary

- Over a quarter of respondents (265 people) said that the proposals would influence their current or future choice of schools
- Of those who currently pay for school transport, almost half (96 people) said that the proposals would influence their current or future choice of schools
- Regarding denominational transport proposals, many comments were made stating that the pupil / student would need to find an alternative method of transport (car, walking, public transport)
- Regarding post-16 mainstream transport proposals, a number stated that the pupil / student would not be able to attend post-16 education
- Regarding post-16 complex and special needs transport proposals, a high level of concern was expressed by those not directly affected
- Most respondents disagreed or strongly disagreed with the statement that 'parents should be responsible for getting their children to school / college'
- The 'top 5' schools for number of responses from parents were Catholic schools

## 1. Postcode

- *909 survey responses were received*
- *A high concentration of responses were received from Middlewich and Crewe*
- *Respondents to the survey are likely to be more affluent than the average Cheshire East resident*

909 people responded to the survey on the proposed changes to school transport, with a number of other people providing comments by letter, email, in person and by petition.

The map at **Attachment B** shows a high concentration of respondents from the town of Middlewich, with a high number also from the town of Crewe. Knutsford and Macclesfield show a good response rate, with a scattering of responses from rural areas and towns across the rest of Cheshire East, and from surrounding areas outside of Cheshire East.

A demographic analysis of the postcodes of respondents using MOSAIC (an industry-standard tool for classifying UK households) provides an indication of the social groupings of the respondents. The MOSAIC group chosen for each respondent is the most typical one for their postcode, and while we do not know if this is accurate in each case, we can gain a general picture. A table showing the profile of respondents is at **Attachment C**.

Respondents appear to be mainly from the more affluent groups. A large proportion, 31% of respondents, were from high-income groups C and D, compared to only 24% of Cheshire East's overall population. Middle-income families (groups E and F) are also strongly represented, with 33.4% of respondents from these groups, compared to only 20% of Cheshire East's overall population. Only 9.6% of respondents are from the lower-income groups (I, J and K), compared to 21% of Cheshire East's overall population.

It may be reasonable to conclude that respondents to this survey are generally more affluent than the average Cheshire East resident.

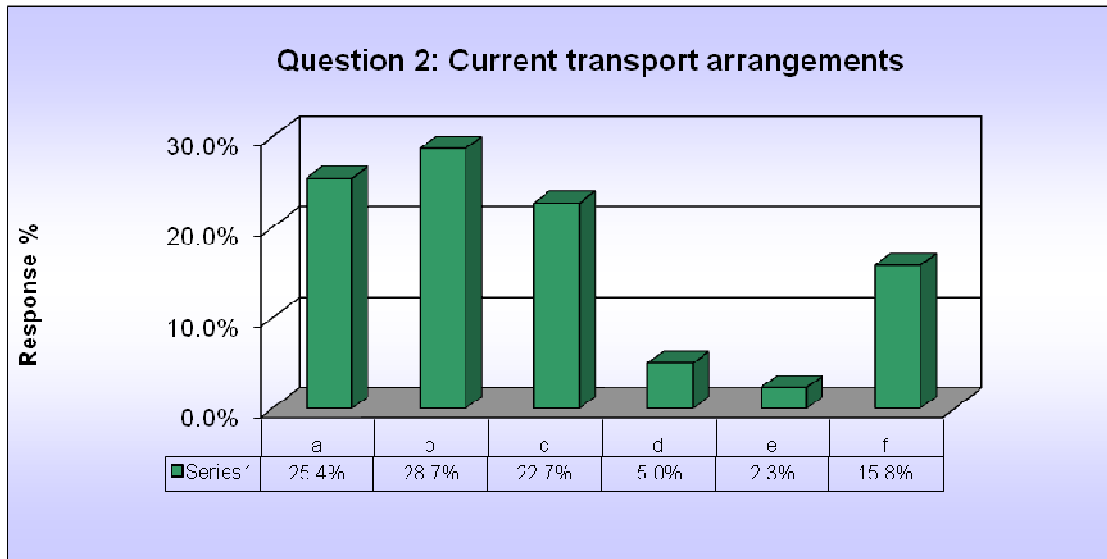
## 2. Current transport arrangements

- *Less than a quarter of respondents are likely to be immediately affected by the proposed changes, as they pay for council-run transport to school / college.*

The chart below shows that the majority of respondents (28.7%, or 257 respondents) receive free transport, with a further 25.4% responsible for their own transport arrangements. These groups are very unlikely to be affected by the proposed changes.

Those most likely to be affected - those who pay for council-run transport to school / college - are the third largest group, at 22.7% (204 responses). 15.8% responded 'not relevant to me', amongst which there may be some respondents who are not currently affected but may be in the future.

The council welcomes the views of people not currently affected by the proposed changes. These figures are presented to provide information on the scale of the impact upon those directly affected, and put the responses into the appropriate context.



**Key:**

a	I am responsible for my own transport to school / college
b	I get free transport to school / college
c	I pay for council run transport to school / college
d	I use transport organised by the school / college
e	I pay for privately run transport to school / college
f	Not relevant to me

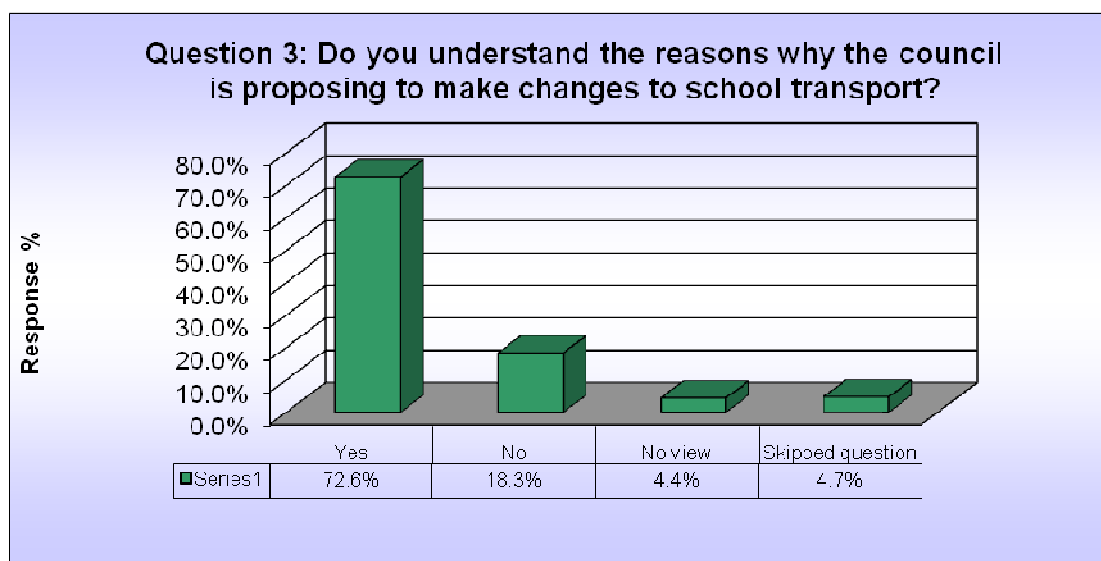
**3. Understanding of the reasons for the proposed changes**

- *More than three-quarters of respondents understand the reasons for the proposed changes*

77.4% of respondents (672 responses) stated that they understand the reasons for the proposed changes, suggesting that almost a quarter of respondents did not understand, or are not interested.

However, some of the respondents who stated that they did not understand the reasons, may have been interpreting the word 'understand' to mean 'sympathise

with' or 'accept'. This is illustrated by some of the comments made at this question by these respondents, which often showed disagreement with the proposals.



288 comments were made at this question, which can generally be categorised as:

- Understanding that the council needs to cut costs
- General disagreement with the proposals
- Concern that pupils displaced will only be bussed to other schools anyway, as local schools are full
- Concern that children with Special Educational Needs will be disadvantaged
- Feeling that cuts should be made from elsewhere in the budget

The concern that displaced pupils will only be bussed to other schools anyway, as local schools are full, may be an issue for the short-term. In the longer term, new school entrants can be admitted to local schools in the usual way and would be unlikely to need transport.

*'To save money and to shrink the role of the state. It is not clear whether cost savings will be achieved. There are easier and better ways to cut costs even within the school transport budget.'*

*'I don't think the council should be targeting children and young people with Special Needs.'*

*'I understand and it will be difficult for some, maybe it's now time to encourage greener travel.'*

#### **4. How the proposals on denominational transport will impact on respondents**

- 163 comments were made by respondents that currently pay for school transport

598 respondents made comments in response to this question. 163 of these were from people who currently pay for school transport.

These comments can generally be categorised as:

- Will use another method of transport (car, walking, public transport)
- Comments that indicate transport will be needed
- Current pupil will have to change school
- Prospective pupils will not be able to attend preferred school
- Will impact financially
- Will consider moving house
- Comments that the proposals are unfair / discriminatory towards Catholics, including that the numbers in faith schools will decline
- Comments that parents have chosen schools based on the availability of transport, and that it is unfair to withdraw this for existing pupils

Some comments were made about the subsidy that the Catholic Church provides towards the education of local Catholic children, in the form of some building and education costs. Similarly, Catholic schools are located according to council planning and education requirements.

*'I already have 2 children using School transport to & from Nantwich. An increase in cost will be difficult but manageable. A removal of the service would be disastrous. My children would have to change schools which will be very disruptive and detrimental to their education.'*

*'We chose All Hallows not knowing that transport support may end - this will affect our family a great deal financially and we have no other means of transport as only 1 parent drives and both of us work. Also my son's younger brother is joining the same school.'*

#### **5. How the proposals on post-16 mainstream transport will impact on respondents**

- *126 comments were made by respondents that currently pay for school transport*

492 respondents made comments in response to this question. 126 of these were from people who currently pay for school transport.

A high number of these responses were made by people whose preference is for denominational education for the post-16 years. Many of these respondents make the point that 6<sup>th</sup> Form education is not available to them locally, and they would have to travel to access this in any case.

The comments can generally be categorised as:

- Child will not attend education / training post-16

- Will use another method of transport (car, walking, public transport)
- Child will not be able to attend their preferred 6<sup>th</sup> Form (i.e. Catholic)
- Will impact financially

*'This will again impact on choice and not just for denominational schools. In this area, some children who do not attend denominational schools choose to go to other schools/colleges post-16. One common destination is Sir John Deane's. Post-16 facilities are all very different and provide different opportunities and courses. Removing the subsidy would reduce choice for AS and A level for all children. Of course, this situation would only apply to children in Cheshire East. Is the council really suggesting that the choices of these children should be restricted in this way?'*

#### **6. How the proposals on post-16 complex and special needs transport will impact on respondents**

- *A high level of concern can be seen from the responses of people not directly affected by this aspect of the proposals*

432 respondents made comments in response to this question. A large number of responses were, however, respondents simply stating 'no impact' or similar; many others state that the proposals would not affect them directly but disagreed with them.

Of the 144 who get free transport to school, many of them had a disabled child. Many were worried about having to pay for transport, particularly as there was not always suitable provision near to where they live and their children did not have the option to use public transport or cycle to school.

Some of those who may be affected had much younger children, for example age 4, but were still concerned for the future.

Some of the comments expressing concern are as follows.

*It is unfair as our disabled child has no option but to use School transport. Able bodied post 6 pupils have the ability to Cycle / Walk or use local bus services. This proposal would impact on children / parents with no choice & who can't work part time to cover the costs.*

*'Special needs children need continuity. It is therefore important for these schemes to continue, to allow them the support they require to thrive and live a normal life within Cheshire East. Reducing this would lead to reducing the overall opportunities for those with complex and special needs.'*

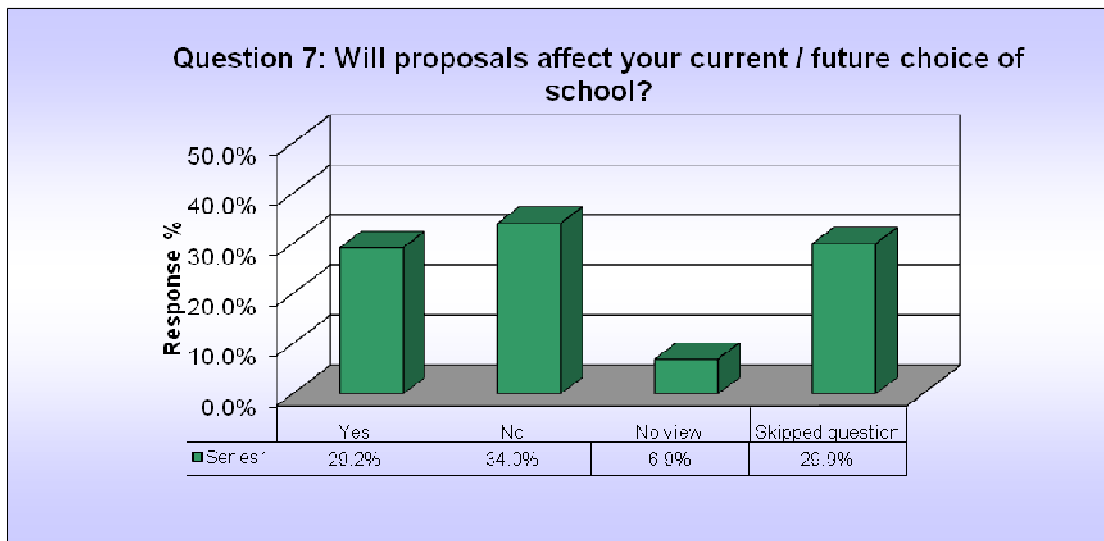
*If we have to pay for transportation or undertaken transportation ourselves this will further limit our son's, already limited, post 16 educational choices. If we feel that we have no choice but to provide transportation ourselves then this will have a huge impact on the rest of our family commitments: I might have to consider giving up my*

*much loved and valued part time job; I would have to make alternative arrangements for getting my other children to and from school. In addition it would have a grave emotional impact on my son who has had transport and escort provision all his time at school and it is what he is used to. Furthermore, at 17yrs old does not want to have to be transported to school by his mum, like some little kid - he may be learning disabled but he is aware and has his dignity!*

**7. Impact on current or future choice of school**

- *Over a quarter of respondents said that the proposals would influence their current or future choice of schools*
- *Of those who currently pay for school transport, almost half (96 people) said that the proposals would influence their current or future choice of schools*

Over a quarter of respondents (265) said that the proposals would influence their current or future choice of schools, with over a third of respondents (309) stating that they would not. An even larger group of respondents (335) either stated ‘no view’ or did not complete this question.



Of those that currently pay for school transport, a higher proportion – almost half - state that the proposals will affect their current or future choice of school (47.1%). The number of people, however, is lower, at 96 respondents. 46 respondents stated they will not be affected, and 62 stated no view or skipped the question.

310 respondents (from all groups, not just those that currently pay for transport) made comments at this question, mainly indicating which school may be affected by their choice. The majority of comments relate to Catholic schools.

*‘It would affect two children in one school. One child would be in year 6 and I would not be happy for her to move schools in her last year before secondary school. The*

*younger one would be moving into year 1 so it wouldn't be ideal for him to move schools either having just settled at our chosen school.'*

*'Three daughters aged 11, 8 and 7 now in St Vincent's, were to go to St Nicholas'. Now have to go to Knutsford High.'*

*'We have 2 children and this will affect our choice greatly'*

*'Yes because both our children will not be able to attend St. Nicholas Catholic High school. There is no alternative as Middlewich has no post sixteen and is over subscribed'*

*'We have no choice of school as Park Lane is the nearest school for children with complex needs'*

## **8. Agree / disagree with statements**

- *Most respondents disagreed or strongly disagreed with the statement that 'parents should be responsible for getting their children to school / college'*
- *Some people felt that these statements were ambiguous or leading and that the Council should have asked more direct questions.*

Comments on the nature of the statements include:

*'I believe the questions set are leading and designed to give a high number of responses to support the Council's arguments regardless of whether we feel these are fair. The Council should be supporting choice in education and taking steps to facilitate this. The amount spent on supporting denominational transport is small compared to lower priority spending and efficiency savings that could be made elsewhere.'*

*'You should be asking people whether they agree or disagree with the proposals!'*

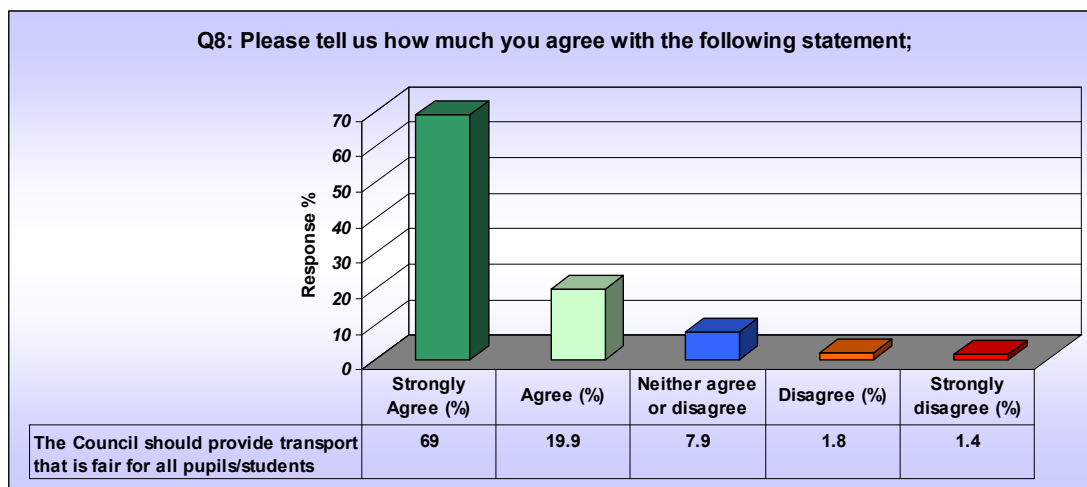
It seems that different people have inferred different meanings into the statements. For example, one respondent who strongly agreed that 'parents should be responsible for getting their children to school / college' said that they were doing this by paying for the transport. In contrast, most other respondents who disagree with the proposals also disagreed with this statement.

Most of the 668 people who responded to this question strongly agreed with the first three statements:

- 'The council should provide transport that is fair for all pupils / students';
- 'The council should use the budget for those groups who need it most';  
and
- 'The council should make it a priority to provide those services that it must do so by law'.



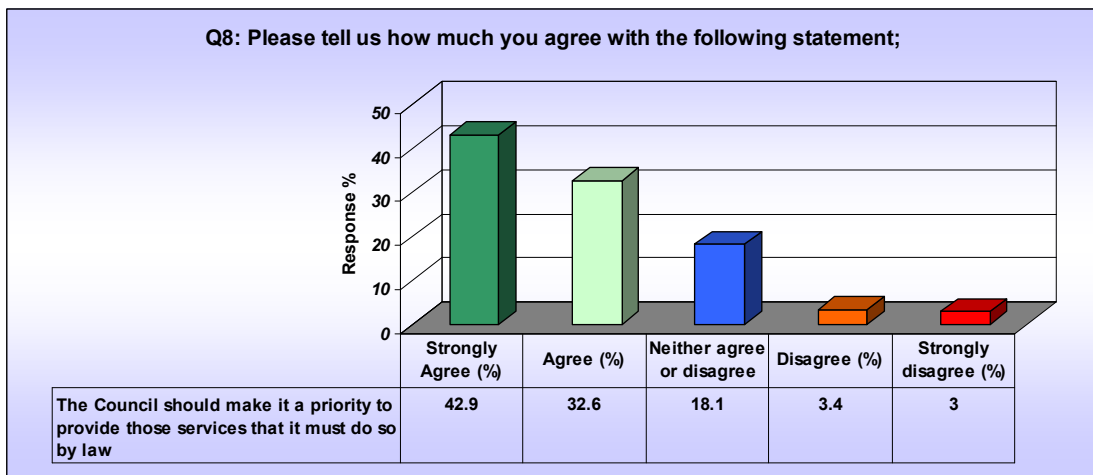
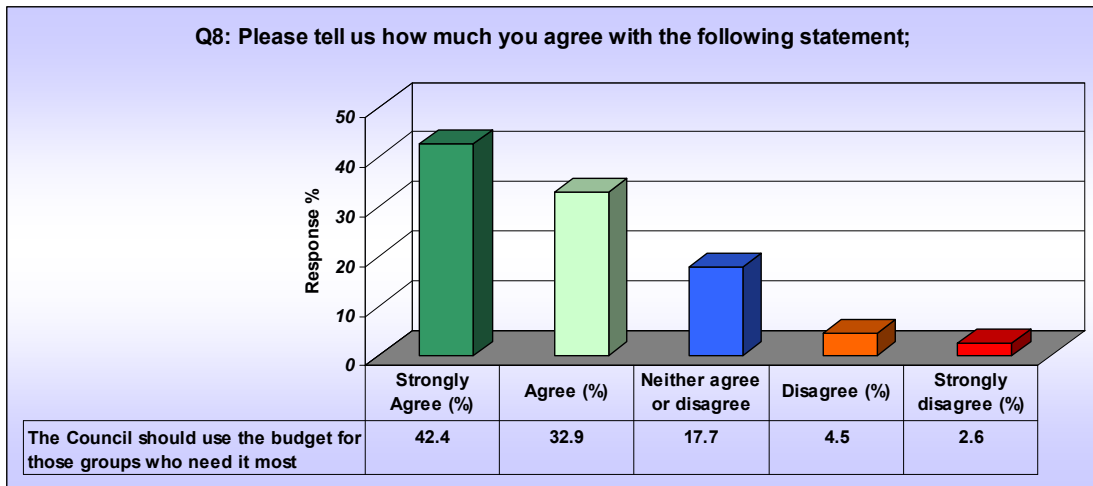
A significant number disagreed with the fourth statement 'Parents should be responsible for getting their children to school / college'.



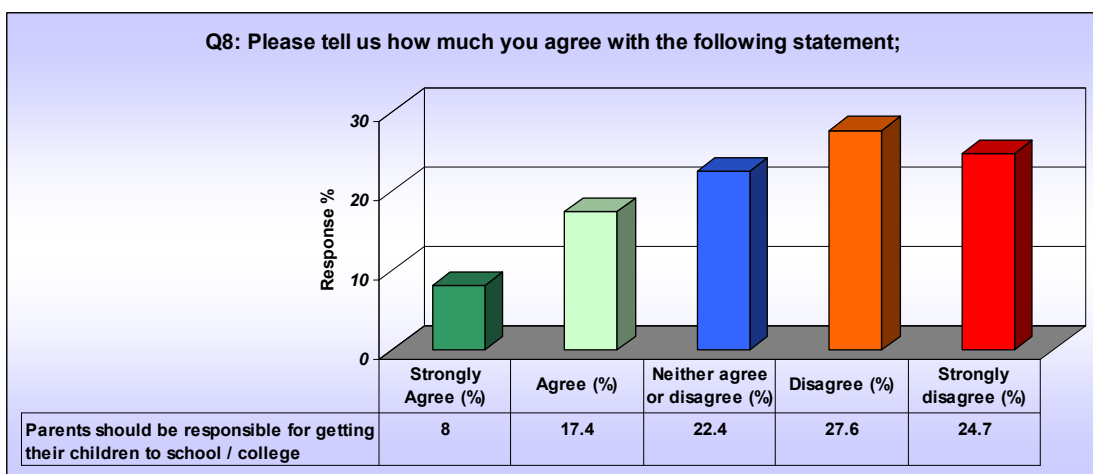
Comments include:

*'By far the most important principle is to provide for those groups who need it most. A fair policy doesn't mean a policy that ignores need. A fair policy isn't the same as an equal policy, and it's a fair policy we should aim for. Those with special needs will have more requirements, and those who hold a faith upbringing with some importance will have more reason to go to a faith school. In the same way there is more reason for a faith school to be an important choice than another school. There is a difficult balance when it comes to responsibility - to a certain extent parents should ensure they live within commuting distance from the right school, but where people live is a complex combination of needs and sometimes it simply isn't possible to ensure this, whether it be house prices, commitments to work or community or inability to move, etc.'*

*'My answers to the above vary depending on circumstance e.g. I feel that it is more important to provide "optional" transport for special needs children than for children attending a non-catchment area school through parental choice (e.g. denominational). The first question seems meaningless - what is "fair" is often subjective.'*



*'The council should have money for those groups that require the service by law but should also provide the transport for those who chose to attend the faith schools, as these schools are part of the community and when we started at the school no mention was made that the service would be terminated.'*



Most respondents disagreed or strongly disagreed with the statement that ‘parents should be responsible for getting their children to school / college’.

*‘It would be a total impossibility to get all our children to school at once! We rely on the school bus and understand to an extent the need to charge although I already think it’s far too expensive before your proposed increase.’*

*‘Whilst parents do need to be responsible for getting their children to school they should also have the right to choose Catholic education.’*

*‘If you take away transport options, you are effectively taking away parents’ choice of school, because they can only send their children to the school they are in the catchment for if they work and can’t drop children off.’*

## **9. Suggestions, comments or other options**

371 people made comments under this section. Many of these comments repeat the concerns previously stated, particularly with reference to Catholic schools, but some constructive suggestions are also made. A few examples of these are below.

*‘Remove school lower management and use money saved to support transport costs. A school with 600 pupils does not need three assistant heads plus heads of years plus heads of departments.’*

*‘Perhaps a clever combination of services be used - use the flexi-rider service to perform the school runs, causing a temporary gap in availability of flexi-rider bookings. This should hopefully still allow the flexi-rider to be used for early morning work runs and daytime travel, but utilise the same bus and same driver for picking up school kids.’*

*‘The transport costs should be rationalised by looking at combining services.’*

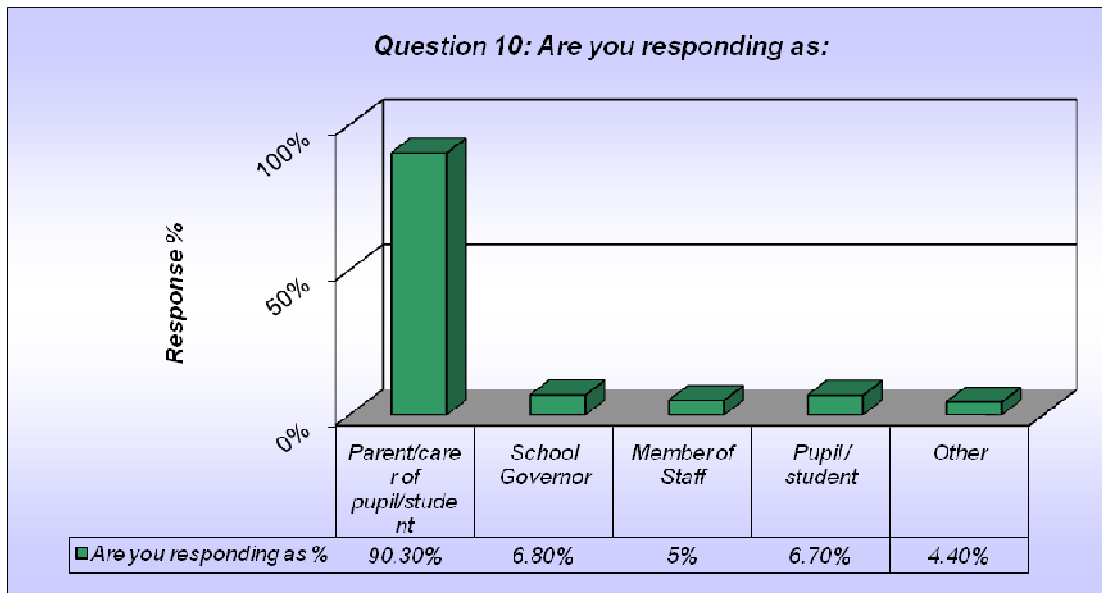
*‘The council could set up a support group for parents to arrange car shares to get children to school.’*

## **10. Types of respondent**

- *Parents / carers of pupils / students made up the vast majority of respondents*

658 people responded to this question:

- 594 were from parents / carers of pupils / students
- 45 were from school governors
- 33 were from members of staff
- 44 were from pupils / students
- 29 were ‘others’



### **11. Schools / colleges of respondents**

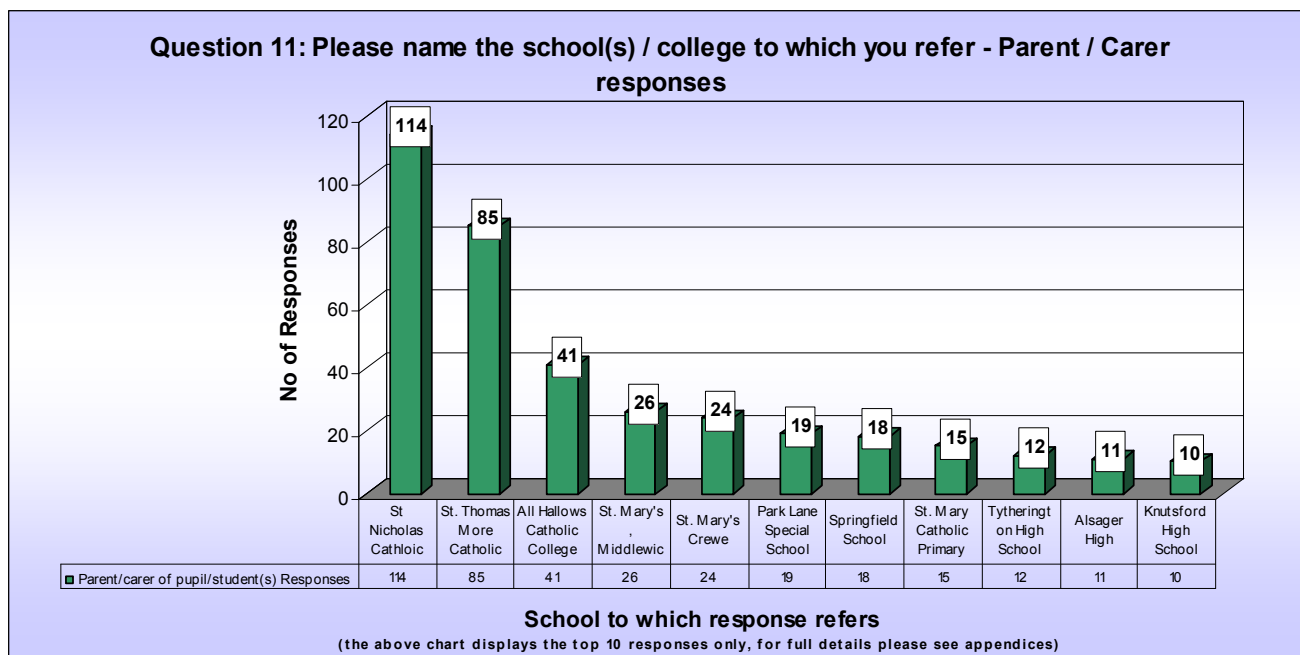
- *The 'top 5' schools for number of responses from parents were Catholic schools*
- *Two special schools also provided a good level of response from parents*

For the parent responses, the top 5 respondent groups relate to Catholic schools. The biggest group related to St Nicholas Catholic High School, with 114 responses, closely followed by St Thomas More Catholic High School with 85 responses (see chart below).

While the council is keen to receive input from the communities most affected by the proposals, members should bear in mind that the response is not representative of the community as a whole and of wider views on council spending priorities.

A good level of responses was also received from parents whose children attend Park Lane and Springfield special schools, with 19 and 18 responses respectively. The chart below shows the 'top 10' schools for number of responses from parents.

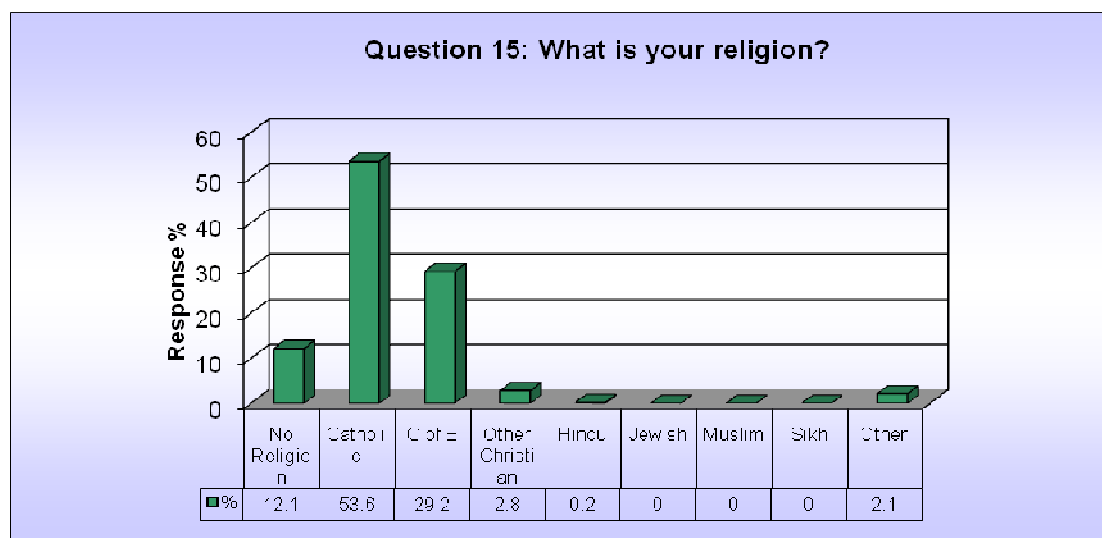
In total, parents from 87 schools provided responses. **Attachment D** provides a full table of parent responses by school, and for other types of respondents also.



## 12. Equality monitoring questions

- *Over half of respondents are Roman Catholic*

A number of further questions were asked for equality monitoring purposes. Of most interest is the question on religion, showing (unsurprisingly, given the results seen above) that the majority of respondents are Roman Catholic.



With regard to ethnicity of respondents, the vast majority (91%) are 'white British', with a small number of 'white Irish' and 'other white' backgrounds, many of whom state their ethnicity as being Polish. A very small number of responses were from people of mixed or Asian backgrounds.

**Consultation feedback form**

**Cheshire East Council  
School Transport Consultation Feedback Form**

Cheshire East Council has set out a number of proposed changes to school transport. These changes will affect many families within Cheshire East and we need to know, before we make these decisions, what the impact will be. These changes do not affect those groups for whom the Council must provide transport by law (see Frequently Asked Questions). Please read the consultation and Frequently Asked Questions documents at [www.cheshireeast.gov.uk/schools](http://www.cheshireeast.gov.uk/schools) before you answer the following questions.

All your answers will be treated in line with the Data Protection Act 1998.  
Thank you for your time.

<b>1. What is your postcode?</b> <i>(This will help us to understand whether there are issues for your local area)</i>	
---	--

2. Please tell us which statement is true for you	Please tick ( ✓ )
a. I am responsible for my own transport to school/college	
b. I get free transport to school/college	
c. I pay for council run transport to school/college	
d. I use transport organised by the school/college	
e. I pay for privately run transport to school/college	
f. Not relevant to me	

3. Do you understand the reasons why the Council is proposing to make changes to school transport?	Please tick ( ✓ )		
	Yes	No	No View
Please comment here			

<b>4. Please tell us how you think the Council's proposals around denominational transport will impact on you.</b>
Please comment here

<b>5. Please tell us how you think the Council's proposals around post-16 mainstream transport will impact on you.</b>
Please comment here

<b>6. Please tell us how you think the Council's proposals around post-16 complex and special needs transport will impact on you.</b>
Please comment here

<b>7. Will any of the proposed changes affect your current/future choice of school?</b>	<b>Please tick ( ✓ )</b>		
	<b>Yes</b>	<b>No</b>	<b>No View</b>
If yes, please give details, including the number of children and schools affected.			

<b>8. Please tell us how much you agree or disagree with the following statements</b>	<b>Please tick ( ✓ )</b>				
	<b>Strongly Agree</b>	<b>Agree</b>	<b>No view</b>	<b>Disagree</b>	<b>Strongly Disagree</b>
<b>a. The Council should provide transport that is fair for all pupils/students</b>					
<b>b. The Council should use the budget for those groups who need it most</b>					
<b>c. The Council should make it a priority to provide those services that it must do so by law</b>					
<b>d. Parents should be responsible for getting their children to school/college</b>					
Comments					

**9. Please make any further suggestions, comments or propose other options here.**

Comments

*(Please continue on a separate sheet, if required.)*

Please indicate below any of the following that apply to you:

	<b>Please name the school/s/college , if appropriate</b>
<b>Parent/carer of pupil/student(s)</b>	
<b>School Governor</b>	
<b>Member of Staff</b>	
<b>Pupil/student</b>	
<b>Other (please specify)</b>	

**Thank you for your time**

**Please return this form by Friday 20<sup>th</sup> May 2011 to:**

Cheshire East Council  
School Transport Consultation (GB)  
Children and Families Service  
Dalton House, Dalton Way  
Middlewich, CW10 0HU

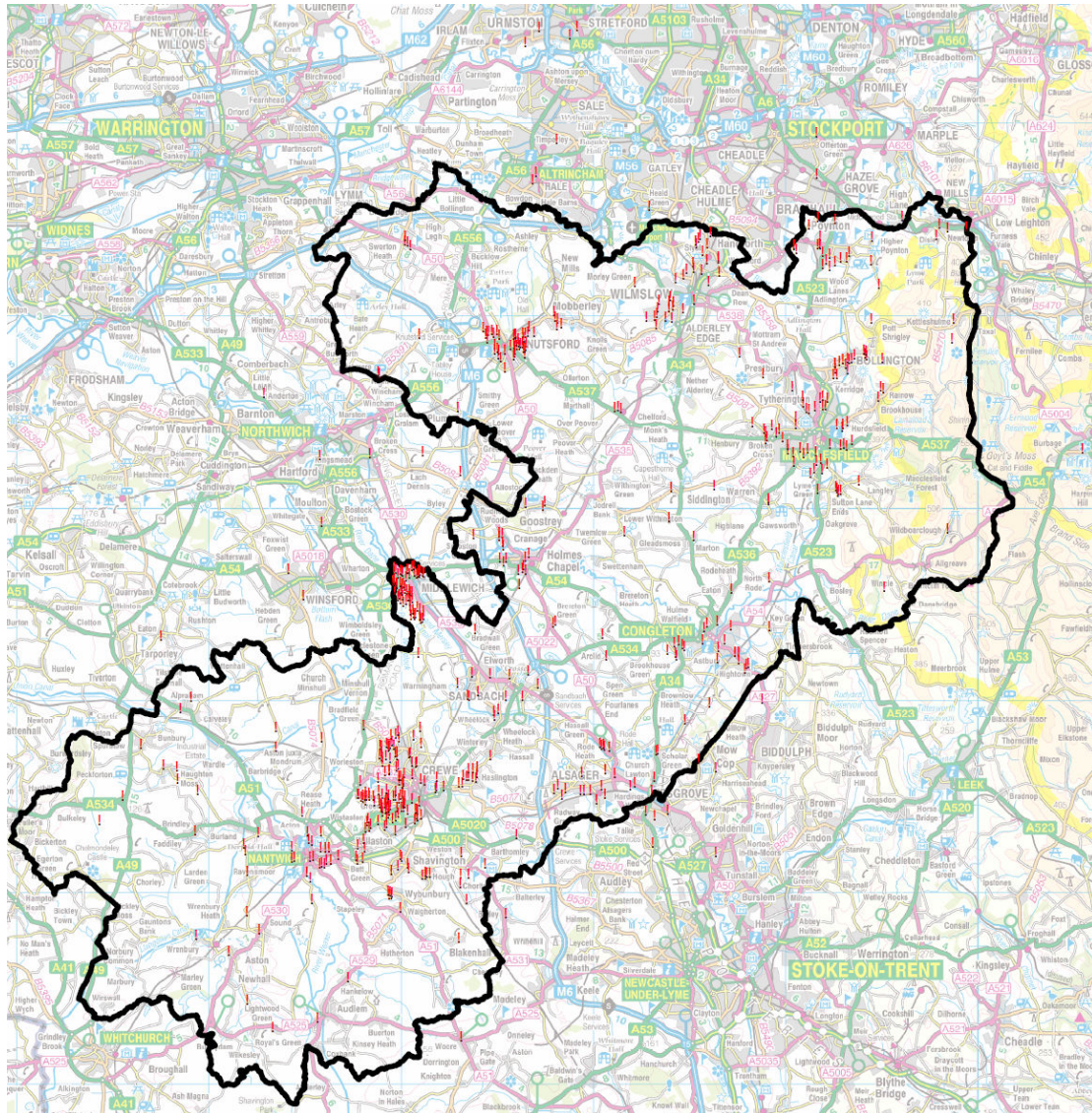
Or email to [stp@cheshireeast.gov.uk](mailto:stp@cheshireeast.gov.uk)



<p><b>If you wish to include your name please provide it here</b></p> <div style="border: 1px solid black; height: 15px; width: 100%;"></div> <p><b>(Cheshire East Employees only) Service/Dept</b></p> <div style="border: 1px solid black; height: 15px; width: 100%;"></div> <p><b>Age</b></p> <div style="border: 1px solid black; height: 15px; width: 100%;"></div> <p><b>Gender</b></p> <p><input type="checkbox"/> Male      <input type="checkbox"/> Female</p> <p><b>What is your relationship status?</b></p> <p><input type="checkbox"/> Single                      <input type="checkbox"/> Separated/Divorced  <input type="checkbox"/> Widowed                  <input type="checkbox"/> Other  <input type="checkbox"/> Married                    <input type="checkbox"/> Civil Partnership  <input type="checkbox"/> Cohabiting</p> <p><b>Religion &amp; Beliefs</b></p> <p><input type="checkbox"/> No Religion  <input type="checkbox"/> Church of England, Protestant  <input type="checkbox"/> Roman Catholic  <input type="checkbox"/> Hindu  <input type="checkbox"/> Jewish  <input type="checkbox"/> Muslim  <input type="checkbox"/> Sikh  <input type="checkbox"/> Any other religion, write in</p> <div style="border: 1px solid black; height: 15px; width: 100%;"></div> <p><b>Disability</b></p> <table border="1" style="width: 100%; border-collapse: collapse;"> <tr> <td style="width: 50%; padding: 5px;">                 Do you consider yourself disabled?  <input type="checkbox"/> Yes      <input type="checkbox"/> No                   Definition: An impairment that as a long-term and substantial effect on a person's ability to carry out normal day to day activities.             </td> <td style="width: 50%; padding: 5px;">                 Have you ever chosen not to disclose your disability because you feel it may have an adverse affect on you at work or in your community  <input type="checkbox"/> Yes      <input type="checkbox"/> No             </td> </tr> </table>	Do you consider yourself disabled? <input type="checkbox"/> Yes <input type="checkbox"/> No  Definition: An impairment that as a long-term and substantial effect on a person's ability to carry out normal day to day activities.	Have you ever chosen not to disclose your disability because you feel it may have an adverse affect on you at work or in your community <input type="checkbox"/> Yes <input type="checkbox"/> No	<p><b>Organisation/Community/Support Group if relevant</b></p> <div style="border: 1px solid black; height: 15px; width: 100%;"></div> <p><b>Do you have caring responsibilities?</b></p> <p><input type="checkbox"/> Yes      <input type="checkbox"/> No</p> <p><b>Is the Council aware of your caring responsibilities?</b></p> <p><input type="checkbox"/> Yes      <input type="checkbox"/> No</p> <p><b>Transgender</b></p> <p><input type="checkbox"/> Male to Female    <input type="checkbox"/> Female to Male</p> <p><b>Ethnicity</b></p> <p><b>A White</b></p> <p><input type="checkbox"/> English/Welsh/Scottish/Northern Irish  <input type="checkbox"/> Irish  <input type="checkbox"/> Gypsy/Traveller  <input type="checkbox"/> Any other White background, write in</p> <div style="border: 1px solid black; height: 15px; width: 100%;"></div> <p><b>B Mixed or Multiple Ethnic Groups</b></p> <p><input type="checkbox"/> White and Black Caribbean  <input type="checkbox"/> White and Black African  <input type="checkbox"/> White and Asian  <input type="checkbox"/> Any other Mixed/Multiple background write in</p> <div style="border: 1px solid black; height: 15px; width: 100%;"></div> <p><b>C Asian or Asian British</b></p> <p><input type="checkbox"/> Indian  <input type="checkbox"/> Pakistani  <input type="checkbox"/> Bangladeshi  <input type="checkbox"/> Chinese  <input type="checkbox"/> Any other Asian background write in</p> <div style="border: 1px solid black; height: 15px; width: 100%;"></div> <p><b>D Black/African/Caribbean/Black British</b></p> <p><input type="checkbox"/> African  <input type="checkbox"/> Caribbean  <input type="checkbox"/> Any Black African Caribbean background,</p> <div style="border: 1px solid black; height: 15px; width: 100%;"></div> <p><b>E Other ethnic groups</b></p> <p><input type="checkbox"/> Arab  <input type="checkbox"/> Any other ethnic group, write in</p> <div style="border: 1px solid black; height: 15px; width: 100%;"></div> <p>Do you belong to the Traveller or Gypsy Community  <input type="checkbox"/> Yes      <input type="checkbox"/> No</p> <p>Has the wording of any of these groups affected your decision to complete this section  <input type="checkbox"/> Yes      <input type="checkbox"/> No</p>
Do you consider yourself disabled? <input type="checkbox"/> Yes <input type="checkbox"/> No  Definition: An impairment that as a long-term and substantial effect on a person's ability to carry out normal day to day activities.	Have you ever chosen not to disclose your disability because you feel it may have an adverse affect on you at work or in your community <input type="checkbox"/> Yes <input type="checkbox"/> No		

*Completion of this form is entirely voluntary but the information you provide will help Cheshire East Council meet its obligations under the Equality Act 2010. We will use it to monitor equality to ensure everyone has opportunity and inclusion in relation to employment and access to services. No identifiable details will be kept with this information. Statistical data may be shared with other government agencies for equality monitoring purposes.*

**Scatter map showing location of respondents across Cheshire East and surrounds**



**Demographic analysis of respondents who provided postcodes**

This demographic analysis was carried out using MOSAIC, an industry-standard tool for assessing the likely characteristics of people according to their postcode.

MOSAIC group	Number of respondents	Percentage of respondents
<b>D</b> Successful professionals living in suburban or semi-rural homes	192	23.6
<b>F</b> Couples with young children in comfortable modern housing	155	19.1
<b>E</b> Middle income families living in moderate suburban semis	116	14.3
<b>B</b> Residents of small and mid-sized towns with strong local roots	77	9.5
<b>C</b> Wealthy people living in the most sought after neighbourhoods	60	7.4
<b>J</b> Owner occupiers in older-style housing in ex-industrial areas	51	6.3
<b>A</b> Residents of isolated rural communities	46	5.7
<b>K</b> Residents with sufficient incomes in right-to-buy social housing	27	3.3
<b>I</b> Lower income workers in urban terraces in often diverse areas	24	3.0
<b>O</b> Families in low-rise social housing with high levels of benefit need	21	2.6
<b>H</b> Couples and young singles in small modern starter homes	20	2.5
<b>M</b> Elderly people reliant on state support	17	2.1
<b>L</b> Active elderly people living in pleasant retirement locations	4	0.5
<b>G</b> Young, well-educated city dwellers	2	0.3
<b>N</b> Young people renting flats in high density social housing	1	0.1
<b>Total</b>	<b>813</b>	<b>100</b>

NB: This analysis is of 813 postcodes. Some respondents' postcodes have not been included in the analysis because they were either:

- Not provided;
- Incomplete or invalid;
- Outside of Cheshire East; or
- Too new to have a MOSAIC classification.

**Number of responses that refer to specific schools, by respondent type**

<b>School to which response refers</b>	<b>No of Parent/carer of pupil/student(s) Responses</b>
Abbey Hill	1
Acton School, Acton, Nantwich	2
Adelaide School	1
Adlington Primary School	2
All Hallows Catholic College	41
Alsager High	11
Altrincham Girls Grammar	1
Ashdene Primary	2
Bickerton Primary	1
Bishop Heber	1
Bollington Cross	1
Brereton Primary School	1
Bridgemere Primary	1
Brine Leas Primary	8
Bunbury Aldersey School	4
Bunbury Primary	1
Calveley Primary	2
Chelford Primary School	1
Congleton High School	5
Dean Valley Community Primary	1
Disley Primary School	1
Eaton Bank	2
Fallibroome Academy	2
Gainsborough Primary	1
Gorseley Bank Primary	1
Greenbank School	5
Hartford	2
Havannah Primary	1
Hermitage Primary	3
High Legh Primary	1
Holmes Chapel Comprehensive	9
Horton Lodge Special School	1
Ivy Bank	1
Knutsford High School	10
Lindow Primary	2
Lostock Hall Primary	2
Lymm High	2
Macclesfield Academy	6
Malbank	3
Marton and District	7
Mid Cheshire College	2
Middlewich High School	4

Mobberley Primary School	1
Monks Coppenhall School	1
Oaklands Primary School	2
Park Lane Special School	19
Petty Pool	1
Pott Shrigley Church School	1
Poynton High	4
Rainow Primary	3
Reaseheath College	1
Rosebank	2
The Russett School	1
Sandbach Boys School	4
Sandbach High School	6
Shavington High school	1
Sir John Deanes	3
Sir William Stanier Community School	1
Sound & District	3
Springfield School	18
St Albans	3
St Ambrose	1
St Annes Primary School	3
St Benedicts RC Primary	2
St Gabriel's Catholic Primary School	8
St Nicholas Catholic High School	114
St Pauls Catholic Primary	4
St. Mary Catholic Primary	15
St. Mary's , Middlewich	26
St. Mary's Congleton	1
St. Mary's Crewe	24
St. Thomas More Catholic High School	85
St. Vincent's Catholic Primary School	7
Stapeley Broad Lane	1
Stockport college	1
Swashell trust	1
Tarporley High School	3
The Dingle Primary	1
The Quinta Primary School	1
The Russell Centre; Inscape House	1
Tytherington High School	12
Warmingham Primary	3
Weaver Primary	1
Weston Primary	4
Wilmslow High School	3

Wynbunbury Delves School	5
Wyche Primary	1

<b>School to which response refers</b>	<b>No of School Governor Responses</b>
All Hallows Catholic College	3
Bridgemere Primary	1
Brine Leas Primary School	1
Christ the King, Macclesfield	1
Daven Primary School	1
Dean Valley Community Primary	1
Greenbank School	1
Hartford	2
Havannah Primary	1
Marton and District	1
Monks Coppenhall School	1
Park Lane Special School	3
Rainow Primary	1
Shavington High school	1
Sir William Stanier Community School	1
South Cheshire College	1
Springfield School	3
St Albans	1
St Nicholas Catholic High School	1
St. Mary's , Middlewich	1
St. Mary's Crewe	3
St. Thomas More Catholic High School	3
St. Vincent's Catholic Primary School	5
Stapeley Broad Lane	1
The Weaver Primary school.	1
Wrenbury Primary	1
Wynbunbury Delves School	3

<b>School to which response refers</b>	<b>No of Member of Staff Responses</b>
All Hallows Catholic College	1
Dean Oaks	1
Eaton Bank	1
Highfields	1
Lostock Hall Primary	1
Malbank	1
Park Lane Special School	1
Sandbach Community Primary	1
St Paul's Catholic Primary	1
St. Mary Catholic Primary	1

St. Thomas More Catholic High School	7
St. Vincent's Catholic Primary School	3
Tytherington High School	1
Wheelock Primary	1
Worth Primary	1
Wynbunbury Delves School	3

<b>School to which response refers</b>	<b>No of Pupil / Student Responses</b>
All Hallows Catholic College	1
Alsager High	1
Park Lane Special School	2
South Cheshire College	1
Springfield School	1
St Astbury	1
St Nicholas Catholic High School	10
St. Mary's Crewe	2
St. Thomas More Catholic High School	8
Tytherington High School	1

<b>School to which response refers</b>	<b>Other Responses</b>
All Hallows Catholic College	3
Alsager High	1
Aquinas College Stockport	1
Church Lawton	1
Eaton Bank	1
Greenbank School	1
Hebden Green	1
Reaseheath College	1
Rosebank	1
St Nicholas Catholic High School	5
St Paul's Catholic Primary	1
St. Mary's , Middlewich	1
St. Thomas More Catholic High School	2
St. Vincent's Catholic Primary School	1